

**PURCHASE OR
RENT TO OWN
NO CREDIT CHECK!**

Weather King®


We have more sizes stemetalbuildings.com/weatherking



BARN		
Size	Price	36 Mo.
8x12	\$1,985	\$91.90
10x10	\$2,105	\$97.45
10x12	\$2,425	\$112.27
10x14	\$2,545	\$117.82
10x16	\$2,800	\$129.63
12x12	\$2,870	\$132.87
12x14	\$3,235	\$149.77
12x16	\$3,475	\$150.88




CABIN		
Size	Price	36 Mo.
8x12	\$2,650	\$122.69
8x16	\$3,120	\$144.44
10x16	\$3,950	\$182.87
10x20	\$4,850	\$224.54
12x16	\$4,250	\$196.76
12x20	\$5,065	\$234.49
12x24	\$5,965	\$276.16
12x30	\$6,895	\$319.21
12x32	\$7,320	\$338.89



PORTABLE GARAGE		
Size	Price	36 Mo.
12x24	\$5,915	\$273.84
12x30	\$6,520	\$301.85
12x32	\$7,005	\$324.31




LOFTED BARN GARAGE		
Size	Price	36 Mo.
12x24	\$5,415	\$295.99
12x30	\$7,020	\$325.00
12x32	\$7,505	\$347.45




LOFTED BARN		
Size	Price	36 Mo.
8x12	\$2,335	\$108.10
10x10	\$2,665	\$123.38
10x12	\$2,975	\$137.73
10x14	\$3,275	\$151.62
10x16	\$3,395	\$157.18
10x20	\$4,235	\$196.06
12x12	\$3,425	\$158.56
12x14	\$3,820	\$176.85
12x16	\$4,165	\$192.82
12x20	\$5,100	\$236.11
12x24	\$5,965	\$276.16
12x30	\$6,485	\$300.23
12x32	\$7,295	\$337.73



UTILITY 8' WALLS		
Size	Price	36 Mo.
8x12	\$2,100	\$97.22
10x10	\$2,395	\$110.88
10x12	\$2,675	\$123.84
10x14	\$2,895	\$134.03
10x16	\$3,055	\$141.44
10x20	\$3,795	\$175.69
12x12	\$3,045	\$140.97
12x14	\$3,460	\$160.19
12x16	\$3,745	\$173.38
12x20	\$4,400	\$203.70
12x24	\$5,015	\$232.18
12x30	\$5,945	\$275.23
12x32	\$6,430	\$297.69



SIDE LOFTED BARN		
Size	Price	36 Mo.
8x12	\$2,485	\$115.05
8x16	\$2,815	\$130.32
10x12	\$3,125	\$144.68
10x14	\$3,425	\$158.56
10x16	\$3,545	\$164.12
10x20	\$4,385	\$203.01
12x12	\$3,575	\$165.51
12x14	\$3,970	\$183.80
12x16	\$4,315	\$199.77
12x20	\$5,250	\$243.06
12x24	\$6,115	\$283.10
12x30	\$6,635	\$307.18
12x32	\$7,445	\$344.68



SIDE UTILITY 8' WALLS		
Size	Price	36 Mo.
8x12	\$2,250.00	\$104.17
10x10	\$2,545.00	\$117.82
10x12	\$2,825.00	\$130.79
10x14	\$3,045.00	\$140.97
10x16	\$3,205.00	\$148.38
10x20	\$3,945.00	\$182.64
12x12	\$3,195.00	\$147.92
12x14	\$3,610.00	\$167.13
12x16	\$3,895.00	\$180.32
12x20	\$4,550.00	\$210.65
12x24	\$5,165.00	\$239.12
12x30	\$6,095.00	\$282.18
12x32	\$6,580.00	\$304.63



LOFTED BARN CABIN		
Size	Price	36 Mo.
8x16	\$3,795	\$175.69
10x16	\$4,205	\$194.68
10x20	\$5,090	\$235.65
12x18	\$5,610	\$259.72
12x20	\$5,940	\$275.00
12x24	\$6,615	\$306.25
12x30	\$7,535	\$348.84
12x32	\$8,100	\$375.00



SIDE LOFTED BARN CABIN		
Size	Price	36 Mo.
10x20	\$5,430	\$251.39
12x20	\$6,280	\$290.74
12x24	\$6,950	\$321.76
12x30	\$7,875	\$364.58
12x32	\$8,435	\$390.51



COTTAGE SHED		
Size	Price	36 Mo.
8x12	\$2,250	\$104.17
10x12	\$2,835	\$131.25
10x14	\$3,035	\$140.51
10x16	\$3,275	\$151.62
12x12	\$3,365	\$155.79
12x14	\$3,535	\$163.66
12x16	\$3,830	\$177.31
12x24	\$5,385	\$249.31
12x30	\$6,135	\$284.03
12x32	\$6,540	\$302.78

AVAILABLE OPTIONS

36" Solid Door.....	\$250	2'x3' Window.....	\$75
9 Lite 36" Door.....	\$300	3'x3' Window.....	\$100
6' Roll-up Garage Door.....	\$525	Extra Height on 8 ft. wide	
9' Roll-up Garage Door.....	\$550	Utilities / Side Utilities.....	\$100

10' & wider buildings come with 72" double doors • 8' wide buildings come with 46" single door.

All Prices Subject to Change.
Taxes Not Included.
Pay off any time with no penalty.
 12' Wide Buildings are Measured Eave to Eave.
 8' Tall Buildings are Measured from Exterior.